


# Text Mapping Scrolls

Derived from the original works of R. David Middlebrook found at <http://www.textmapping.org>.




**Textmapping starts with a scroll.** Scrolls are an ancient technology, but they offer clear advantages over books - advantages that are particularly useful in the context of classroom instruction. When you open a book, you can only see two facing pages at a time; when you roll out a scroll, you can see the entire text - the entire length of the scroll - all at once. Here's how it looks:



Open a book, and you see two facing pages...

...but unroll a scroll, and you see the entire text.



Scrolls allow students to use specific Comprehension Strategies

**Scrolls give you a better handle on comprehension.** They enable you and your students to see more information, such as the heading structure, illustrations, captions, key words, and other important pre-reading cues. On a scroll, all of this information is explicit - in the aggregate, in full context. In a book, this information can only be seen in pieces (two facing pages at a time) and must be assembled in the abstract from memory. Unlike books, scrolls enable you to visually comprehend the text as a whole; they make the notion of a whole text concrete and explicit; they set the scene for you to model - concretely and explicitly - the skills and strategies that are the foundation of comprehension.

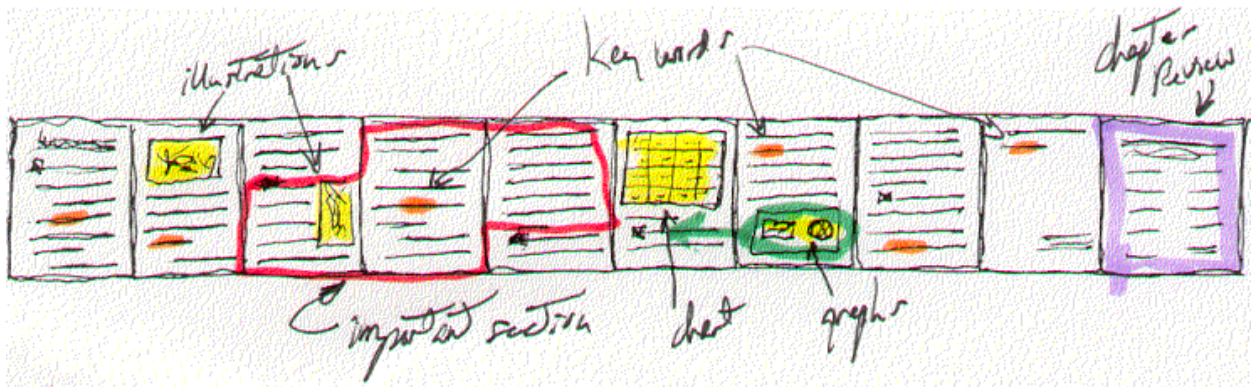
**Scrolls enable the eye to comprehend.** The simple act of displaying a text in scroll-form reveals information which often otherwise goes unnoticed. This enriches discussion and understanding.



**You can mark a scroll to suit specific instructional purposes.** To introduce a new chapter, teach active reading and study skills, clarify a key point, highlight key vocabulary, or review assigned readings - and your students can mark their scrolls to suit specific reading goals, as well as to suit their individual learning needs and abilities.

**Unlike school-owned textbooks and library books, scrolls can be marked.**

Because you can mark them up, scrolls are an excellent medium for teaching and learning. Scrolls enable you to model the process of engaging with a text - of actively pursuing meaning. It is not sufficient to describe this process. Students need to see it modeled concretely, explicitly, and repeatedly, on actual course content. Scrolls enable you to do this. Scrolls enable you to teach marking strategies directly on the texts that you are using in your classroom. This is an important advantage.



Individual, Group, Whole Class?

**Scrolls and text mapping are most effective when used by individuals or small groups** because these are the settings

that best support hands-on learning. That said, there are situations in which it makes more sense to work together as a class on a single scroll. For example, it makes sense to introduce text mapping to your students by taping a scroll to the blackboard. This allows you to quickly preview the text - to discuss both the overall scroll and selected features.

